

The Green Wire

Inside this issue:

<i>Think Reusable</i>	1
<i>Conservation Challenge</i>	2
<i>Classroom Check</i>	2
<i>Vacation Shut Downs Conserve</i>	3
<i>Holiday Hints</i>	4
<i>Be Winter Wise</i>	4

Welcome and Winter Wishes

Welcome to the newsletter that keeps you up to date on resource conservation at OSD. We cover sustainability, wise resource use and conservation. This issue includes information on: preventing energy loss while you are away, choosing earth - friendly gifts and packaging and appreciating our hard-working maintenance workers. I'm proud to be your newest Resource Conservation Manager and look forward to meeting everyone and helping to promote our innovations and identify opportunities at OSD.



Happy Holidays,

Bonnie Meyer (360) 596-8566

Sun Powers Marshall Middle School

We are glowing with pride to announce that Marshall Middle School installed new solar panels this October. Dedicated teacher Chris Cunningham wrote the winning grant proposal for the project which was funded by Puget Sound Energy. The solar panels will help to power the school, where Principal John Hitchman says they are already successful in composting food waste and reducing waste. The \$25,000 grant also provides a computer kiosk and classroom curriculum. On hand for the installation were Superintendent Bill Lahmann, Congressman Brian Baird, Cal Shirley, VP of Energy Efficiency Services at Puget Sound Energy, and KIRO TV.



Think Reusable




Once you have chosen a terrific earth-friendly gift, chose an earth-friendly wrapper too. Choose one of these suggestions instead of new wrappings:

- ◆ Reusable bags
- ◆ Bandanas, scarves or material
- ◆ Art projects—an extra gift used as a wrapper
- ◆ Gently used paper bags or plain paper dressed up by family artists using crayons or paint
- ◆ Cereal or shoe boxes
- ◆ Wrap large gifts in table cloths, blankets, tarps or maps
- ◆ Comics, newspaper, old calendars or magazine pages
- ◆ Gently used paper saved from previous gifts
- ◆ Tie gifts with extra gifts such as shoe laces, hair bands or cords
- ◆ Pillow cases or socks




You are what you wear

Style is important for all of us. To look good wear a sweater at school. Fashion-sense aside, sweaters keep you warm so that the heater doesn't have to. Keep the room cool, but still feel toasty warm and look good in a sweater or hoodie all day. You can also show your school spirit with a logo or school colored choice. Whatever color you wear it's a good way to be green.



Always look Back

Look back before you leave the building and when you come into the building to make sure there are no escapees. Energy escapees that is. Keep doors closed to keep in the warm air that takes so much energy to heat. You can also save energy at home by closing doors quickly and tightly. Refrigerator doors also need to be kept closed to keep the air inside, so we don't work our heaters to both warm and chill the same air.



⚡ The Conservation Challenge ⚡

Every OSD school is invited to participate in the 2008-2009 Conservation Challenge incentive program. Each school will receive a cash incentive, provided that there is a net utility cost savings compared to last year's utility bills. Your school will be awarded points for reducing waste, recycling, conserving energy, reducing water consumption, and promoting environmental education and stewardship. Make sure to record all school activities, especially innovative new ones for everyone to learn. The award amount is calculated based on total "avoided" utility costs.

There is plenty of time to sign up and get going on the challenge. Since everyone should be able to save, everyone can win—but only if your school participates.

Here are just a few examples of super Conservation Challenge Activities:

- ◆ Inviting guest speakers to present on environmental topics.
- ◆ Assigning art students environmental poster-making homework.
- ◆ Electing room monitors to ensure lights are off, doors are closed and blinds drawn at the end of the day.
- ◆ Wearing sweaters in winter instead of turning up the heat.

Classroom Check

Keep classroom crooks away

- ◆ Close blinds.
- ◆ Lock-up expensive equipment. If you don't have a locked area, hide the equipment. Out of sight may be good enough to prevent crime.
- ◆ Check to make sure air intake areas are uncovered.
- ◆ Cover or put away items of sentimental value.
- ◆ Take home food and decorations that are made with food. Food attracts pests that destroy property and spread germs.
- ◆ If you come back while school is out be sure to double check that doors are locked behind you when you leave.

Beware of the energy thief

Have a great vacation, and while you are gone, give the school a present by making sure you aren't allowing the energy thief in by using unnecessary power.

Turn off or unplug:

- ◆ Chargers for phones and appliances
- ◆ Computer
- ◆ Overhead Projector
- ◆ Televisions
- ◆ Lights
- ◆ Kitchen appliances
- ◆ Coffee Makers
- ◆ Refrigerators
- ◆ Space Heaters
- ◆ Take home plants that are sensitive to cold, remember the school will not be heated during the break.



Julie DeRuwe, Maintenance and Grounds Supervisor Report on Vacation Shut Downs


OSD Maintenance staff will be consulting detailed check lists on December 19th to ensure that our schools conserve resources during the winter break. By readjusting internal systems staff can keep the schools running safely and efficiently. Here's what our custodians use for their checklist:

HVAC Systems

- ◆ Adjust your time clocks and control systems to run in unoccupied mode. Operation of heating system should match reduced operating hours.
- ◆ Turn the heating systems and fans off in your portables and satellite buildings; verify these settings. (Do not use a temporary override).
- ◆ Verify your unoccupied set points; these should be 55 ° F for heating and 85 ° F for cooling.
- ◆ Turn off automatic and manually operated exhaust fans where possible.

Lighting

- ◆ Turn off as many exterior lights as permitted by management. Modify exterior lighting schedules to accommodate reduced operating schedules.
- ◆ Check to ensure building lighting, including display case lighting is OFF before leaving.



Water

- ◆ Turn off or turn-down electric water heaters if not needed.
- ◆ Turn off any hot water boosters for kitchen dishwashers.
- ◆ Turn off hot water circulation pumps if feasible.

Building Envelope

- ◆ Check doors and windows to make sure they're locked tight.
- ◆ Turn window blinds so that underside of blade faces in. This will help reduce heat loss.

Plug-Loads

- ◆ Turn off all unnecessary electric appliances: computers, printers, radios, water coolers, etc.
- ◆ While preparing to leave the building for the holiday, if you see something left on that should have been turned off, please take a moment to turn it off. This includes items like TVs, VCRs, computers, copy machines, printers, etc.

Garbage

- ◆ Cancel unnecessary garbage and recycling pickups.



Co-mingled Recycling - No Bags or Paper

Recycling gives us a chance to reuse resources. Co-mingled recyclables are collected loosely for easier sorting at the processing facility. Don't try to make the co-mingled recyclables



neat by placing them in plastic bags. Plastic bags may spoil the whole container. Also make sure to keep paper separate. Mark each recycling bin clearly so everyone tosses in the right place.

Vending Misers Save

Vending machines at OSD use a motion sensor to detect activity around the



machine and ensure the machine is ready to dispense. When the sensor has not detected motion for 15 minutes, it puts the machine into a "sleep" mode. Drinks stay colder because the compressor, which produces heat, is turned on less frequently. Each miser can save about \$150 a year.

If you see a red light on the sensor it means the machine needs service, so please contact [Bonnie Meyer](#), 596-8566.

Be Winter Wise

Here are some ways to be prepared for winter storms:

- ◆ Always stay far away from a downed power line or anything it is touching.
- ◆ Never use charcoal or a gas grill to cook indoors. Both can cause a buildup of poisonous carbon monoxide gas.
- ◆ Keep emergency supplies in your car in case you are delayed in getting to your destination. Remember that last year many roads were closed during bad weather.
- ◆ Never attempt to drive through flooded areas.
- ◆ Pack a power outage kit. Include a three-day supply of bottled water and nonperishable food, can opener, flashlights, extra batteries and a battery-powered radio to keep track of storm developments and PSE's progress in restoring power.



Olympia School District

Resource Conservation Program
1113 Legion Way SE
Olympia, WA 98501

Bonnie Meyer
Resource Conservation Manager
360-596-8566
http://osd.wednet.edu/schools/resource_conservation/main

Holiday Hints

LED Lights Shine

Save energy and money by buying and using energy-efficient LED (light emitting diode) strands to decorate your home or business. LED lights can operate 30 times longer than traditional incandescent, icicle and miniature holiday lights, and reduce energy consumption by 75 percent per string. Bulbs last an extra long time so they don't need to be replaced very often. Replacement is easy since the other bulbs stay lit so you can easily identify and replace the bad bulb. Most stores selling holiday lights carry the ENERGY STAR®-rated long-lasting LED lights. LED holiday lights are shatterproof, shock resistant, and produce almost no heat, reducing the risk of fire.

Type of Light	Energy Cost
C7 incandescent	\$8.00
Icicle/minature	\$1.30
C7 LED lights	\$0.14

Give Back to the Earth

- ◆ Give the gift of live experiences. You'll find watching local actors, singers, musicians and dancers will inspire and delight. Or make a date for a special outing to the park, museum or sports event.
- ◆ Give the gift of time by offering to cook a meal, rake leaves, read aloud, baby sit, run errands or walk a dog.



- ◆ Choose planet-friendly gifts such as compact florescent light bulbs or reusable shopping bags.
- ◆ Bundle up with sweaters indoors and keep the inside temperature cool.
- ◆ Do your baking and cooking all at once keeping the oven full and switched on for fewer hours.
- ◆ Donate to charity as a gift.
- ◆ Focus on holiday lights by turning off other lights.
- ◆ Turn the heat down when you leave.
- ◆ Run dishwasher only when full.



Other Resources

- ◆ For more ideas about giving earth-friendly gifts see the Thurston County Solid Waste Program for **Waste Free Holidays**. Ideas and special discounts are available through December 31 at: <http://www.co.thurston.wa.us/holiday/Businesses/businessparticipants.htm>
- ◆ Attend the **Alternative Gift Fair**, December 13th 10 a.m. to 3 p.m. at the Olympia Center, 222 Columbia St NW.